



ISSUE 55 OWNED & OPERATED BY LANCE REINHEIMER

FEBRUARY 2021

1870 ELLICE AVENUE, WINNIPEG, MB R3H 0B9 PHONE: 204-783-5802



### Mission Statement

To have the ultimate client experience ever.

## Inside this issue:

Winter Driving Tips	2
Up Coming Events	2
Recipe	3
Referrals	3
IPad Winner	3
On the Lighter Side	4
Sudoku	4
Hours	4



## Happy Valentine's Day



It's been almost a year since this COVID-19 pandemic has disrupted us living a normal life. It's caused a lot of sadness, and mental stress, with not being able to spend time with loved ones, family and friends. Especially when there is a death in the family, not being able to have a proper funeral or being able to spend time with the bereaved family.

Personally, in one week, I had a roller coaster of emotions. The loss of a sister-in-law on a Thursday and then the birth of a granddaughter the next day on Friday. Not being able to spend time with either family was really tough.

So do something special this Valentine's Day for the people in your lives that mean a lot to you.

It looks like there's a light at the end of the tunnel, as things are slowly but surely opening up again, and life will get back to normal. It will be nice again when you can see a smile on people's faces, instead of looking at a mask.

On a brighter note, on Feb. 2nd, my oldest son and I distributed toque's, socks and burgers to the homeless. They are really struggling right now, because of Covid, the places that would serve them hot meals are not open and are handing out sandwiches. Everyone of these people said thank you and you could see how grateful they were in their eyes.

The only downside of that experience for my son and I was, we didn't have near enough to hand out to them.

We are going to do it again, in the continued on page 3.....



**"Ultimate Car Care So You Can Have Safe and Breakdown Free Driving"**

# Winter Driving Tips

Winter driving can sometimes be a daunting task, especially when conditions are snowy or icy.



If road conditions are dangerous, consider making alternate travel arrangements or postponing your trip until conditions improve.

Follow these steps to keep yourself safe and collision free during the next few bluster winter months.

## Step 1: Make sure that your vehicle is prepared for winter driving.

- Winter tires are a good option, as they will provide greater traction under snowy or icy conditions.
- Keep a snow brush/scraper in your car, along with the possible emergency items such as a lightweight shovel, battery jumper cables and a flashlight.
- Make sure that mirrors, all windows and the top of your vehicle, are free of snow or frost before getting onto the road.

## Step 2: Drive smoothly and slowly.

- Don't make any abrupt turns or stops when driving. Doing so will often cause your vehicle to lose control and skid
- Driving too quickly is the main cause of winter collisions. Be sure to drive slowly and carefully on snow and ice covered roads.

## Step 3: Don't tailgate.

- Tailgating becomes much worse in winter weather. Stopping takes much longer on snowy and icy roads than on dry pavement, so be sure to leave enough room between your vehicle and the one in front of you.

## Step 4: Brake before making turns.

- Brake slowly to reduce speed before entering turns. Once you have rounded the corner you can accelerate again.



## Step 5: Learn how to control skids.

- When skidding, you actually need to go against your natural instincts and turn into the skid and accelerate. Doing so transfers your vehicle's weight from the front to the rear and often helps vehicles to regain control.

## Step 6: Lights On.

- Turn on your lights to increase your

visibility to other motorists.

## Step 7: No Cruise Control

- Never use cruise control if conditions are snowy, icy or wet, because if your car hydroplanes, your car will try to accelerate and you may lose control of your vehicle.

## Step 8: Don't "pump" the brakes.

- If your vehicle is equipped with an anti-lock braking system (ABS), do not "pump" the brakes. Apply constant pressure and let the system do the work.

## Step 9: Pay Attention.

- Manoeuvres are more difficult to make in the snow. Be sure to anticipate what your next move is going to be to give yourself lots of room for turns and stopping.



## Up Coming Events



### 1. Winnipeg Jets Schedule:

**Mon. Feb. 15** 8PM, Jets @ Oilers

**Wed. Feb. 17** 9PM, Jets @ Oilers

**Fri. Feb. 19** 9PM, Jets @ Canucks

**Sun. Feb. 21** 9PM, Jets @ Canucks

**Thurs. Feb. 25** 7PM, Canadiens @ Jets

**Sat. Feb. 27** 9PM, Canadiens @ Jets

**Mon. Mar. 1** 7PM, Canucks @ Jets

**Tues. Mar. 2** 7PM, Canucks @ Jets

**Thurs. Mar. 4** 6PM, Jets @ Canadiens

**Sat. Mar. 6** 6PM, Jets @ Canadiens

**Tues. Mar. 9** 6PM, Jets @ Maple Leafs

**Thurs. Mar. 11** 6PM, Jets @ Maple Leafs

**Sat. Mar. 13** 6PM, Jets @ Maple Leafs

**Mon. Mar. 15** 7PM, Canadiens @ Jets

2. **Red River Mutual Skating Trail. The Forks River Walk:** Hours: Saturdays, 11:30 am -11 pm, Sundays, 11:30 am - 8pm, Monday-Friday, 11:30 am - 9 pm.

3. **Assiniboine Park: Open 24 hours. Winter activities:** Enjoy the sprawling setting of the park, where you can enjoy walking, sledding, cross-country skiing, or ice skating on the Duck Pond

4. **UPCOMING WINNIPEG EVENTS:** Go to [Tourismwinnipeg.com](http://Tourismwinnipeg.com) to see what's on. Unfortunately these things change without much notice.

## Not Yo Mama's Banana Pudding

Prep. Time: 20 minutes

Total time: 20 minutes

Yields: 10

### Ingredients.

2 bags of Pepperidge Farm Chessmen Butter Cookies	2 cups milk
1 container of frozen whipped topping-thawed	1 box banana cream instant pudding mix
1/2 can sweetened condensed milk	5 bananas sliced
8 oz. cream cheese, softened	



### Instructions:

1. In greased 9x13 casserole dish, place a single layer of cookies on the bottom
2. Top the cookies with a layer of sliced bananas.
3. In a bowl, whisk together the milk and instant pudding mix until thick and creamy.
4. In a separate bowl, beat together the cream cheese and condensed milk until smooth.
5. Fold the whipped topping into the cream cheese mixture.
6. Add pudding mixture to the cream cheese and whipped topping mixture, and stir until completely combined.
7. Pour the mixture over the bananas and cookies in the casserole dish, and smooth into an even layer.
8. Top the pudding with another layer of cookies. Refrigerate overnight or chill at least 4 hours before serving.

.....continued from page 1

first week of march at the latest. If you would like to help out with donating, socks, mitts, or if it's easier for you to donate some money, contact me at [lance@lanceproauto.com](mailto:lance@lanceproauto.com) and I will purchase the items. I purchased the burgers from Salisbury House (Portage Ave), and they helped me out with giving me a great price on them. The more burgers I can buy, the more smiles we will make.

I am doing this on my own with my son, so you don't get a tax receipt, but you get a good feeling in your heart and you know every dollar is going to the homeless. **LET'S SEE HOW MANY SMILES WE CAN CREATE!**



To help celebrate Valentine's Day check out the insert.

When writing this, the temperature is -29°C with a windchill of -45°C. If you have neglected your vehicle, in these temperatures it is going to let you know you HAVE, by not starting, running badly, stalling or no heat etc.


Call us today to take advantage of the Valentine's Day insert, **204-783-5802**.

Warmly,

Lance Reinheimer  
President



Juilan Carlyle-Gordge



Matt Skinner

P.S. Do something special this Valentine's Day.

P.P.S. If you would like to help me help some homeless people, [email me at lance@lanceproauto.com](mailto:lance@lanceproauto.com) or call **204-783-5802**

## Thank You for Your Referrals

Congratulations to Kathy Davis, she was our most recent winner. Who will be our next winner? Thank you to everyone who gave us referrals. One in 10 chance.

- |                  |         |          |
|------------------|---------|----------|
| 1. Rina Weiszner | 4. ???? | 8. ????  |
| 2. Paul Hope     | 5. ???? | 9. ????  |
| 3. ?????         | 6. ???? | 10. ???? |
|                  | 7. ???? |          |



## On The Lighter Side

### JOKES OF THE DAY

Q. What did the paper clip say to the magnet?  
A. I find you very attractive!

Q. Why did the sheriff lock up their valentine?  
A. She stole their heart!

Q. What do you call two birds in love?  
A. Tweethearts!



Q. How can you tell when a squirrel is in love?  
A. It goes nuts!

Q. What did the stamp say to the envelope on Valentine's Day?

A. I'm stuck on you?



Q. What did the calculator say to the pencil?  
A. You can count on me!

Q. How did the telephone propose to his girlfriend?  
A. He gave her a ring!

Q. What did one oar tell the other oar?  
A. This is so row-mantic!

Q. Why didn't the skeleton want to send any Valentines' Day cards?  
A. His heart wasn't in it!



Q. What did the light bulb say to the other light bulb?  
A. You light my world up!

Q. How can you get arrested on Valentine's Day?  
A. For stealing someone's heart!

Q. What did the ghost say to his valentine?  
A. You look so BOOtiful!

Q. What did one blueberry say to the other on Valentine's Day?

A. I love you berry much!



Q. What do farmers give for Valentine's Day?  
A. Lots of hogs and kisses!

Q. Why did the cannibal break up with his girlfriend?  
A. She didn't suit his taste!

Q. What did one bee say to the other?  
A. I love bee-ing with you honey!

Q. What did one volcano say to the other?  
A. I lava you!

Q. Do you HAVE A DATE FOR VALENTINE'S DAY?

A. YES, FEBRUARY 14TH



Q. What did the cucumber say to the pickle?

A. You mean a great dill to me!

Q. What did one cat say to the other on Valentine's Day?

A. You're purr-fect for me!

Knock. Knock. Who's there?

Peas. Peas Who? Peas be mine!

Q. What did one sheep say to the other on February 14?

A. I love ewe!



Q. Do SKUNKS celebrate Valentine's Day?

A. Sure, they're very sentimental!

IF HE DOESN'T APPRECIATE YOUR FRUIT JOKES, YOU NEED TO LET THAT MANGO!

### Sudoku (Hard)

		9		5		4		
			8			5	7	
	7		1					
3		2				1		
						8		
6				8	3			5
7								
	2		9	1		6	8	
		4						

Check out our website: [www.lanproauto.com](http://www.lanproauto.com) Email: [lanpro@mts.net](mailto:lanpro@mts.net)

HOURS: MONDAY - FRIDAY 7:30AM - 5:30PM

\*SATURDAY 8:00AM - NOON \*CLOSED LONG WEEKENDS